


WELCOME TO YEAR ONE!




OUR TEAM:

Miss Eagle - Owls Teacher/Year Team Leader



Miss Carter– Foxes Teacher

Miss Daly– Otters Teacher



Trainee Teacher:

Mrs Lambert



Teaching assistants:


Mrs Conner, Mrs Pugh




PERSONAL DETAILS AND CONSENT FORMS

- ▶ **Consent provided (by completing the pupil update form last year) remains valid for this year**
 - Medical information and health conditions
 - Pupil Premium information
 - Permission for your child to go on local educational visits e.g. Horsell church, library...
 - Permission for your child to use the internet safely
 - Permission for your child to have their photograph taken
 - Home-School Agreement
- ▶ **Please inform the school office of any changes to your child's circumstances**


IF YOUR CHILD SUFFERS WITH ANAPHYLAXIS / ASTHMA

- ▶ **Anaphylaxis - Please complete allergy and anaphylaxis care treatment plan provided**
 - ▶ **Asthma - Please check your child's asthma booklet (at the end) and update accordingly. Please sign the sheet provided to confirm that you have done so.**
 - ▶ **School's medicine policy available to view under the parents section of the website.**
- 

OTHER HEALTH/MEDICAL ISSUES

- ▶ **Bumps to head and injuries at school, children will receive a bumped head or brave sticker. If the bump or injury is serious you will be informed.**
 - ▶ **Throughout the year, please let us know if any health circumstances change.**
- 

ONLINE PAYMENT SYSTEM

- ▶ **Our preferred payment method is via WisePay**
 - ▶ **Please pay in advance of the trip.**
 - ▶ **Curriculum swimming must be paid for by the end of March 2018**
- 

SCHOOL LIFE

- ▶ School starts at 8.40am and infants must be taken to their classroom. Please be prompt.
- ▶ Scooting and cycling must only be done down the Bridge Barn path. Please dismount on the left hand side path by infant playground.
- ▶ Important to be prompt (early morning activities).
- ▶ Lessons finish at 3:15pm (Infants).
- ▶ Children will wait at the school office if parent / guardian late.
- ▶ Absences must be reported to the office in the morning before 09:00am. There is a special message service for this on the office telephone.
- ▶ Please leave the playground once you have collected your child as the playground is used for after-school activities. Infant children cannot use the 'pick up sticks' equipment for safety reasons.

SCHOOL DROP OFF AND PICK UP

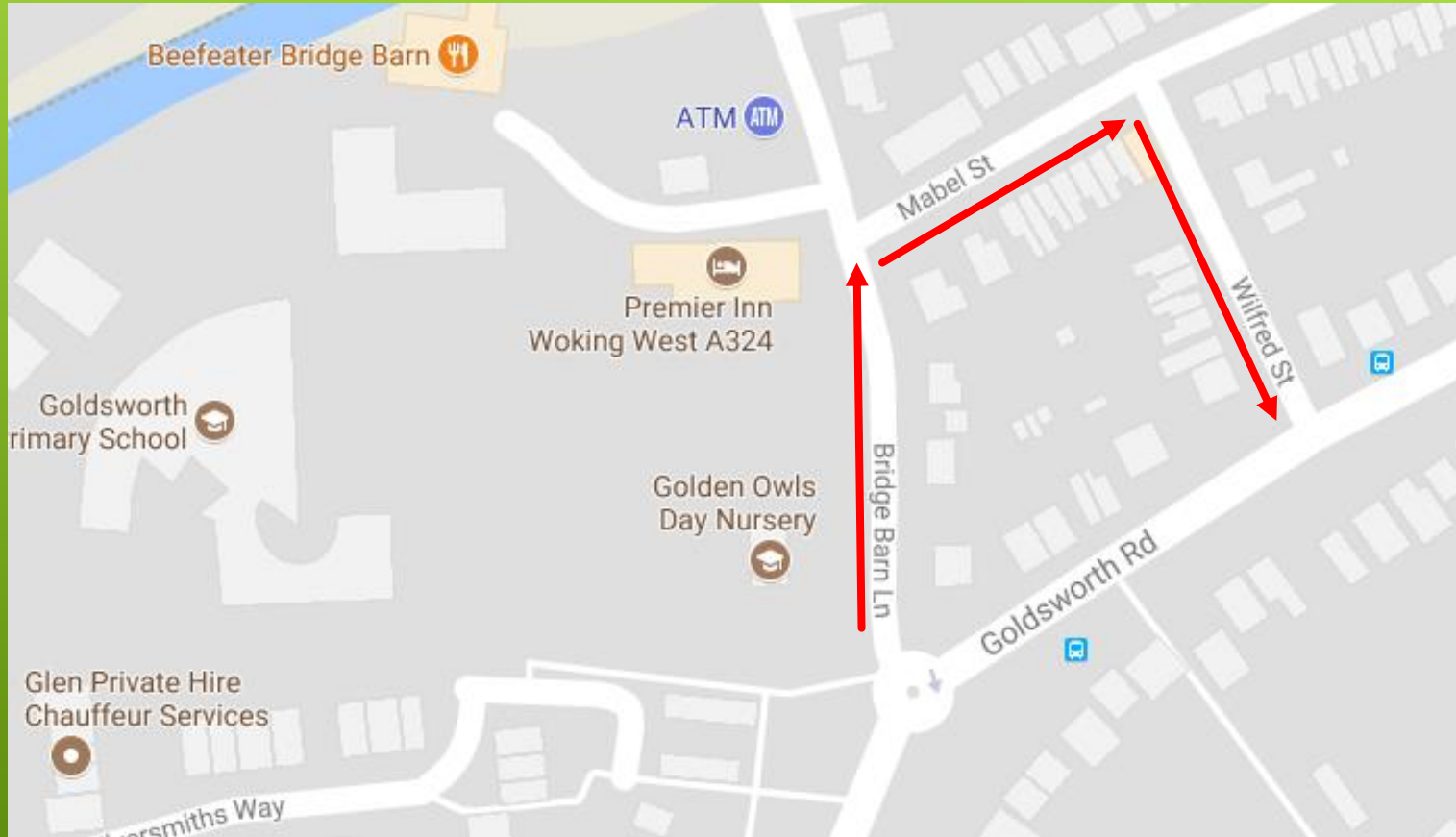
What we aim to do:

- ▶ Ensure the safety of all pupils
- ▶ Show consideration to other road users
- ▶ Be courteous towards neighbours and our local community


How?

- Car share as much as possible
- Walk to school
- Park slightly further away from school and walk instead
- Follow the unofficial one-way system





PLEASE AVOID...

- ▶ **Blocking drives, parking in front of drop-kerbs or parking on corners**
 - ▶ **Doing 3 point turns**
 - ▶ **Dropping off children in front of the school gate- this is not a drop off zone**
 - ▶ **Parking on the roundabout**
 - ▶ **Being disrespectful to the neighbours.**
- 

SCHOOL LUNCHES

- ▶ **Healthy packed lunch**
- ▶ **Hot dinner – all infant children are entitled to a free school meal.**
- ▶ **Meat/Vegetarian available daily. Jacket potato/Halal options at various times throughout the week (for special dietary requirements, please complete a form available from the school office).**
- ▶ **Free fruit is provided for all infant children at break. We would love donations to supplement this!**
- ▶ **Although every child is entitled to free school meals please let us know if you receive Income Support. Please inform the office for an application form as your child may benefit from additional funding in school. Your request will be treated in strict confidence.**
- ▶ **Milk payments start when your child is 5 years old (through Coolmilk).**

PARENT/TEACHER CONSULTATIONS

- ▶ Wednesday 8th November 2017: 6-8.30pm
 - ▶ Thursday 9th November 2017: 3.30-6pm
 - ▶ You can book an appointment through our online Parent Evening Booking System. Log in details will be sent to parents.
- 



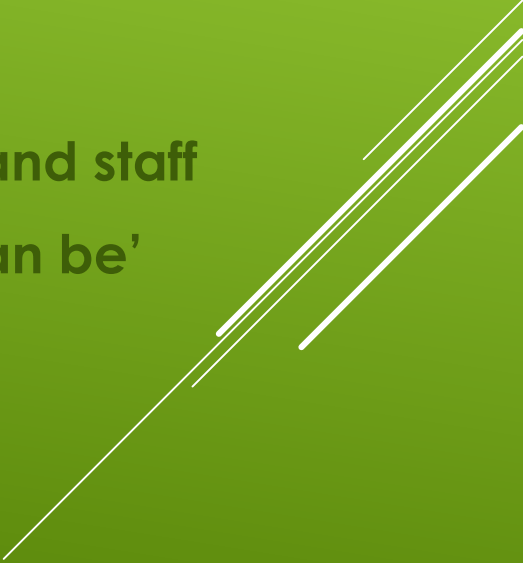
Be the Best you can Be!

*The **Be the Best you can Be!** Programme aims to inspire, engage and empower. I hold a strong belief that there is a **spark of greatness**, something **special** and **unique** in everyone. The Programme is designed to **unlock more of the students untapped potential.**"*

*"The **Be the Best you can Be!** Programme is the translation of **inspiration into action.**"*

Dr David Hemery CBE







What skills do we hope to develop?

- ▶ Bringing coaching into education
 - ▶ Going beyond sport into everyday life
 - ▶ Aim to raise aspirations and increase self-confidence
 - ▶ Increase self-awareness and self-responsibility
 - ▶ Everybody in school being involved - children and staff
 - ▶ Each and every person- 'being the best they can be'
 - ▶ Links to growth mindset
- 

OUR SCHOOL VALUES

- ▶ Respect
 - ▶ Truth
 - ▶ Love
 - ▶ Courage
 - ▶ Hope / Ambition
 - ▶ Responsibility / Participation
- 

OUR TOPICS

Autumn	Spring	Summer
Fairy tales 	Building our future 	The tiger that came to tea 
Handa's Surprise 	From the ground up 	Our Living Planet 



Happily Ever After...

Year One
Autumn Term One 2017

Big picture

We find a giant fairytale scroll in the classrooms inviting us to a special event. What could it be? We look at the tale of Cinderella and use it to inspire story writing.



Growing together

Opportunities for all

Learning for life

Daring to dream

Entry and Exit point

SMSC

Thinking skills and personal capabilities

Entry: there has been a giant scroll delivered to the classrooms
Exit: Year 1 make a book of fairytale scrolls to send to the King and Queen of Fairyland

Throughout our topic we will have the opportunity to explore and develop moral concepts and values on moral dilemmas. Using philosophical questions we will have a sense of empathy and appreciation with others' lives in different geographical settings; having time to reflect on their experiences and compare to our own. We will make responsible and reasoned judgments and sharing our views and opinions.

We will continue to develop our key skills of:

- resilience
- reflectiveness
- collaboration
- creative thinking
- independence

As Readers

- Reading Cinderella
- Reading fairy tales
- Reading changed fairy tales

As Writers

- Focusing on the structure of story writing for fairy tales (transforming writing)

As Mathematicians

- Number
- Place Value

As Historians

- Using a time line to order events
- Understanding the difference between things that happen in the past and present

As Scientists

- Noticing that animals, including humans, have offspring that grow into adults.

In PSHCE

- Finding out differences between families.
- Listening
- Values

OUR TRIPS:

Autumn	Spring	Summer
Local visit- Woking Library	Local visit – Church Visit	Local visit – Morrisons (café)
Drama workshop	Alice Holt	Marwell zoo

UPCOMING DATES

- ▶ **Individual Photographs - 4th October**
 - ▶ **Infant Harvest Festival - Wednesday 11th October**
 - ▶ **Library Visit - tbc**
 - ▶ **Open Afternoon – Thursday 19th October**
 - ▶ **Half Term- W/C 23rd October**
 - ▶ **INSET Day – 30th October**
- 

READING

- ▶ Parent Helpers
- ▶ Book Bands - we are taking it easy!
- ▶ Reading Records



A FEW WORDS ON READING


- ▶ Reading should be a pleasure – an enjoyable activity. Don't battle with your child or force them to read – if they're not in the mood, then read **to them** – they will still benefit greatly from this.



- ▶ An important part of learning to read is by reading **lots and lots and lots** of books! It is much more beneficial to read 10 easy books than to struggle through 1 hard book – so please be aware of this when your child brings home a book that you, as a proud parent, think is too easy for your child.

MOST CHILDREN LEARN TO READ WITHOUT ANY PROBLEMS. A FEW CHILDREN FIND READING A TERRIBLE STRUGGLE.

YOU CAN EASILY HELP BY:

- ▶ Get into the habit of reading with your child for a few minutes every day
 - ▶ Encourage the reading of easy, familiar books to build confidence, practise fluency and improve their understanding of the story.
 - ▶ At difficult parts of the text encourage your child to point to the words
 - ▶ At tricky words, judge the mood that your child is in!
 - ▶ Praise your child as much as possible.
 - ▶ Books are wonderful! Enjoy reading with your child.
- 


Guided Reading




- ▶ Every child will be part of a small guided reading group with children of a similar reading ability.
- ▶ Each group will usually read with an adult twice a week.
- ▶ When children have a Guided Reading session with an adult, this will **not** be recorded in the child's Reading Record as this encroaches on valuable learning and teaching time. The teacher keeps records of progress.

THE BIG WRITE


- ▶ Most Fridays
- ▶ Based on our weekly topic
- ▶ Silent and calm
- ▶ Practise makes perfect!
- ▶ Cold and Hot writes at the beginning and end of every topic.




COOKING

- ▶ £10 per child- we are asking for a donation for cooking and tasting for the whole year.
 - ▶ This will be available to pay on Wisepay.
 - ▶ We will be doing lots of cooking during the year- pancakes, healthy snacks, Tiger's Tea Party, international foods.
- 
- A decorative graphic consisting of several parallel white lines of varying lengths, slanted diagonally from the bottom right towards the top right, set against the green background.


SWIMMING

- ▶ Please pay on Wisepay
 - ▶ Parent help crucial – 1 in pool/ 2 changers
 - ▶ DBS check required
 - ▶ No earrings/ watches/ jewellery
- 


PE

- ▶ PE days - NAMED CLOTHES / no earrings
 - ▶ Owls: Monday/Thursday,
 - ▶ Otters: Monday/Tuesday,
 - ▶ Foxes: Tuesday/Thursday
- 
- A decorative graphic consisting of several parallel white lines of varying lengths, slanted diagonally from the bottom right towards the top right, located in the lower right corner of the slide.

PARENT HELP!

- ▶ Readers
 - ▶ Phonics
 - ▶ Special skills and talents
 - ▶ Fundraising- outside learning area - tbc
 - ▶ DBS (Disclosure and Barring Service) - £10
 - ▶ Class REPs
 - ▶ School trips/ walking to church
- 
- A decorative graphic consisting of several parallel white lines of varying lengths, slanted diagonally from the bottom right towards the top right, located in the lower right quadrant of the slide.

FOREST SCHOOL

- ▶ Every third week your child will have whole class Forest School on a Tuesday afternoon.
 - ▶ Please bring a long sleeved top, tracksuit bottoms and appropriate footwear in a bag so it is in school at all times.
- 
- A decorative graphic consisting of several parallel white lines of varying lengths, slanted diagonally from the bottom right towards the top right, located in the lower right corner of the slide.


GUINEA PIGS

- ▶ We are asking for £3.50 from each parent towards the cost of keeping the guinea pigs. Please bring it in a named envelope to your class teacher.



- ▶ Please donate any extra vegetables/guinea pig toys.

WEEKLY UPDATES

- ▶ **Email sent most Fridays- via School Comms or Class Teacher**
 - ▶ **Please let us know if you aren't receiving emails.**
- 
- A decorative graphic consisting of several parallel white lines of varying lengths, slanted diagonally from the bottom right towards the top right, located in the lower right corner of the slide.

AND FINALLY . . .

- ▶ Tissues!!!!!!!!!!!!!!!!!!!!!! (and baby wipes)
- ▶ Children go out in all weather so please make sure they always have a waterproof coat in school (this can stay on their peg)
- ▶ Toys, games, dressing up clothes- donations
- ▶ Don't forget to update the office on any changes!
- ▶ If you have any ideas for workshops you would like us to run please write them on the class list.

QUESTIONS



Thank you for coming