



Fire! Fire!

Big picture

We learn about the events of the Great Fire of London by following the story of Vlad and meeting characters along the way. Using our understanding of London in 1666, our knowledge of materials and our planning skills, we will design and make a futuristic fire engine.



Growing together

Opportunities for all

Learning for life

Daring to dream

Entry and Exit point

Entry: Build a class bakery
Event: Great Fire workshop
Exit: We will make wooden houses to recreate the Great Fire in Forest School.

SMSC

Throughout our topic we will have the opportunity to explore and develop moral concepts and values on moral dilemmas. Using philosophical questions we will have a sense of empathy and appreciation with others' lives in different geographical settings; having time to reflect on their experiences and compare to our own. We will make responsible and reasoned judgments and sharing our views and opinions.

Thinking skills and personal capabilities

We will continue to develop our key skills of:

- resilience
- reflectiveness
- collaboration
- creative thinking
- independence

Year One
 Spring Term 1 2023

As **Readers**, we will explore the text of 'Vlad and the Great Fire of London'. We will use non-fiction and fiction texts to learn about the fire. We will apply our phonic skills as we explore the key vocabulary in our class text. We will explore different types of text: time-lines, diaries, recipes, instructions.

As **Writers**, we will learn to write a recount using the past tense. We will write a recount of our Great Fire of London workshop. We will then learn to write instructions. We will use time adverbials to sequence our instructions.

As **Mathematicians**, we will be learning place value, addition and subtraction within 20.

As **Historians**, with a focus on the Great Fire of London, we will understand the difference between things that happened in the past and the present. We will be able to talk about some things that happened to other people in the past and suggest why people may have acted as they did.

As **Scientists**, we will learn to distinguish between an object and the material from which it is made. We will identify and name a variety of everyday materials, including wood, plastic, glass, metal and rock, and describe their physical properties.

As **Artists**, we will be learning to sketch and use watercolour. We will find out about the work of DS Lowry.

As **Inventors**, we will design a fire engine for the future. We will also follow instructions to cook bread buns.

As **Musicians**, we will create rhythms and play together in an ensemble using untuned instruments.

In **PSHE**, we will be learning about how to keep ourselves safe. We will use the NSPCC lesson material of Talk PANTS: Keeping Privates Private. You can learn more here- <https://www.nspcc.org.uk/globalassets/documents/advice-and-info/pants/pants-2018/pants-parents-guide-online.pdf>

In **RE**, we will continue to learn about Christianity and explore the question: Who is Jesus?

Year 1 Overview

Key Dates

Spring 1	17th January: Year 1 Great Fire of London workshop 19th January: Owls Class Assembly 9am 23rd-26th January: Owls Swimming 26th January: Otters Class Assembly 9am 30th Jan-2nd Feb: Foxes Swimming 6th-9th February: Otters Swimming
Spring 2	22nd February: Year 1 Drama Workshop– The Light-house Keeper’s Lunch 23rd March: Foxes Class Assembly 9am
Summer 1	17th-20th April: Owls Swimming 24th-27th April: Foxes Swimming 27th April: Year 1 Assembly 9am 2nd-5th May: Otters Swimming 9th May: Year 1 trip to Alice Holt
Summer 2	22nd June: Year 1 ZooLab Animal Experience 11th July: Year 1 “Wear It Wild” Dress-Up day

ALL WHOLE SCHOOL DATES AND IMPORTANT INFORMATION/UPDATES CAN BE FOUND IN THE SCHOOL CALENDAR AND BY CHECKING THE WEEKLY SCHOOL NEWSLETTER.

PE lessons each week

Monday	Tuesday	Wednesday	Thursday	Friday
Otters (Wear PE kit)	All Year 1 PE (No PE kit)			Foxes Owls (Wear PE kit)

Forest School (Spring Term):

Otters	Foxes	Owls
13 January; 3 February; 10 March	20 January; 10 February; 17 March	6 January; 27 January; 24 February; 24 March

Children should bring Forest School clothes to school in a bag (trousers, long sleeve top, waterproof coat, waterproof trousers, wellington boots). Children will not be able to participate without appropriate clothing.

Reading Books will be given on Fridays. Your child must bring their reading book and folder to school every Friday to receive new books for the week. Please help your child look after their books– there is a charge for missing/damaged books.

In school every day: coat, water bottle, wellington boots or trainers for playtime.

Parent Volunteers: We would love to welcome parent volunteers into school to support with reading. If you are able to offer an afternoon regularly, please speak to your class teacher. DBS required.

How to support learning at home:


- Read every day– listen to your child read their books, and read a story to them too.
- Learn number bonds– how many ways can you make 20? eg. 19 and 1; 18 and 2...
- Practice the Set 2 and 3 speed sounds and words. Can you spot the sounds in your reading books?
- Visit London (virtually or in person!) to explore the Monument to the Great Fire. Why was it built? What is the significance?

OPTIONAL ENRICHMENT ACTIVITY for our **Fire! Fire!** topic:

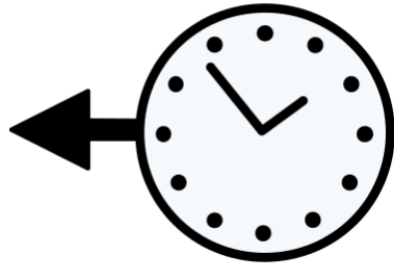
Find out about London in 1666. Make a model of Tudor London. What were the houses and streets like? Can you add some facts to retell the events of the Great Fire of London?

Projects should be back in school by February 20th.

Year 1 Spring 1



London




past



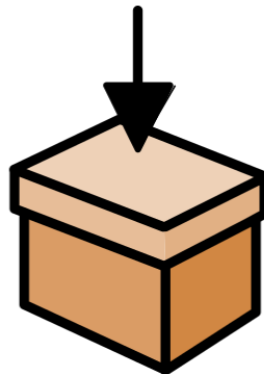
present




fire



bakery



object



material



properties

Fire! Fire!