



**Ruth Miskin
Training**



**Welcome to an *Introduction*
to *Read Write Inc.***

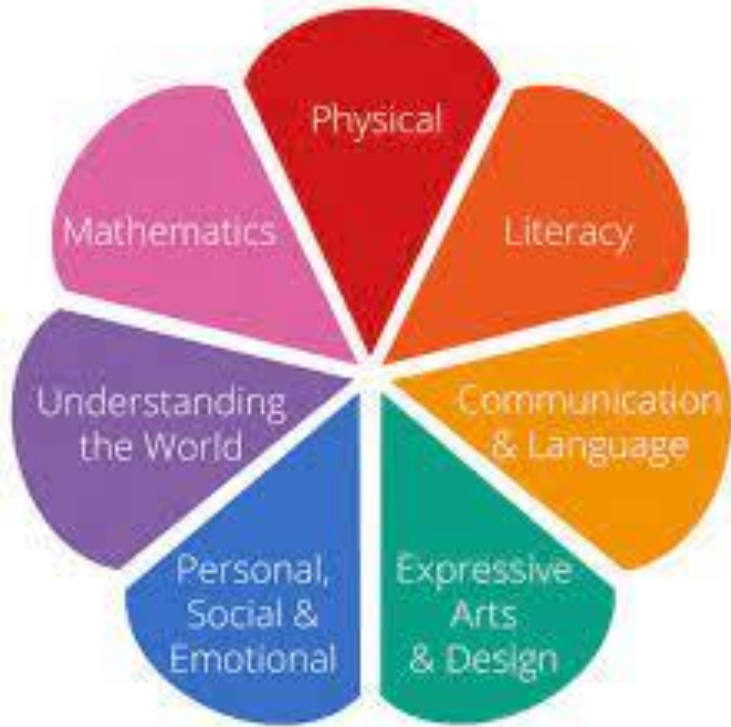
Reading changes everything

Teach a child to read and keep that child reading and we will change everything.

And I mean everything.

Jeanette Winterson

End of year expectations



Literacy

ELG: Comprehension

Children at the expected level of development will:

- Demonstrate understanding of what has been read to them by retelling stories and narratives using their own words and recently introduced vocabulary;
- Anticipate – where appropriate – key events in stories;
- Use and understand recently introduced vocabulary during discussions about stories, non-fiction, rhymes and poems and during role-play.

ELG: Word Reading

Children at the expected level of development will:

- Say a sound for each letter in the alphabet and at least 10 digraphs;
- Read words consistent with their phonic knowledge by sound-blending;
- Read aloud simple sentences and books that are consistent with their phonic knowledge, including some common exception words.

ELG: Writing

Children at the expected level of development will:

- Write recognisable letters, most of which are correctly formed;
- Spell words by identifying sounds in them and representing the sounds with a letter or letters;
- Write simple phrases and sentences that can be read by others.

Read Write Inc. Phonics and Fresh Start

- Children learning to read in YR– Y2
- Taught in groups based on their stage of reading

Phonological Awareness

Phonological awareness is the ability to hear and manipulate sound structures within words. A child who has concrete phonological skills will have a strong platform in which to develop reading skills.

- Rhyme
- Alliteration
- Syllables
- Sound/Word Discrimination
- Blending and Segmenting

Read Write Inc. Phonics daily lessons



What is phonics?

Sounds

Graphemes

English alphabetic code

- 44 sounds
- 26 letters
- Over 150+ graphemes (letter combinations)

One of the most complex alphabetic codes in the world.

Speed Sounds Set 1 and Set 2

Consonant sounds – stretchy

f	l	m	n	r	s	v	z	sh	th	ng
										nk

Consonant sounds – bouncy

b	c	d	g	h	j	p	qu	t	w	x	y	ch
	k											

Vowel sounds – bouncy

a	e	i	o	u
---	---	---	---	---

Vowel sounds – stretchy

ay	ee	igh	ow
----	----	-----	----

Vowel sounds – stretchy

oo	oo	ar	or	air	ir	ou	oy
----	----	----	----	-----	----	----	----

Pure Sounds (ruthmiskin.com)

Sound pronunciation guide



Speed Sounds Set 3

Consonant sounds

f	l	m	n	r	s	v	z	sh	th	ng
ff	ll	mm	nn	rr	ss	ve	zz	ti		nk
ph	le	mb	kn	wr	se		s	ci		
					c		se			
					ce					

b	c	d	g	h	j	p	qu	t	w	x	y	ch
bb	k	dd	gg		g	pp		tt	wh			tch
	ck				ge							
	ch				dge							

Vowel sounds

a	e	i	o	u	ay	ee	igh	ow
	ea				<u>a</u> -e	<u>e</u> -e	<u>i</u> -e	<u>o</u> -e
					ai	y	ie	oa
						ea	i	o
						e	y	

oo	oo	ar	or	air	ir	ou	oy	ire	ear	ure
<u>u</u> -e			oor	are	ur	ow	oi			
ue			ore		er					
ew			aw							
			au							

Sounds + blending = reading



+

sat

Fred Talk routine

1. Say the word in sounds as Fred e.g. c-a-t.
2. Ask your child to repeat. Can they 'jump-in' with the whole word?
3. Say the word in sounds followed by the whole word e.g. c-a-t, cat
4. Ask your child to repeat



Fred games and Fred talk throughout the day

Shall we have some **l-u-n-ch**?

What would you like to **p-l-ay**?

Let's put on your **c-o-a-t**.



Teach spelling using Fred Finger



'Three with me, four at home'

Accuracy

Fluency

Comprehension


Read and enjoy at home

What will our children bring home?



A 'Learning Pack'

Reading Record



3 Books



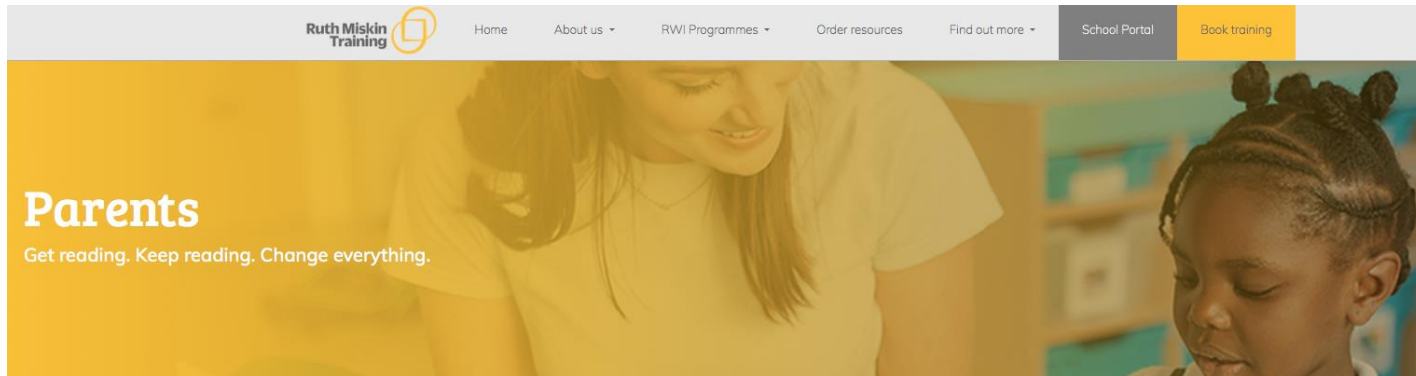
Which books will children bring home?



Black and White
story Book= £2

Book bag book = £3

Free Video Tutorials (ruthmiskin.com)

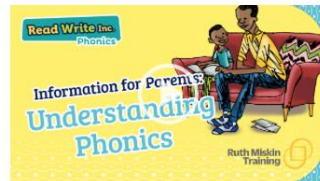


Read Write Inc. Phonics – information for parents

Our films show how we teach children to read and write with Read Write Inc. Phonics.

If your child is in a Read Write Inc. school or if you have bought a parent pack, the films will help you and your child practise together at home.

If you have a question for us, please get in touch via our [Facebook](#) and [Twitter](#) pages.



What can I do to support my child at home?

1. Use pure sounds, not letter names
2. Use Fred Talk to read and spell words
3. Play Fred games
4. Listen to your child read their Storybook every day
5. Read stories to your child every day
6. Be a “talk a lot” family - use a range of vocabulary with your child
7. Use the Read, Write Inc ditties to support your child with forming the letters correctly

Storytimes



- Read *to* your children every day
- Ask lots of questions and share opinions

10 things your child learns when you read aloud stories and poems every day

1. Sustain attention
2. Appreciate rhythm and rhyme
3. Build pictures in their minds from the words on the page
4. Understand humour and irony
5. Use new words and phrases in different contexts - and later in writing
6. Learn new vocabulary and knowledge of the world
7. Think about characters' feelings and use appropriate voices
8. Follow a plot with all its twists and turns
9. Understand suspense and predict what's about to happen next
10. Link sentences and ideas from one passage to the next

Top Tips - Storytime

1. Make it a treat
2. Make it a special quiet time
3. Show curiosity
4. Read story once without stopping
5. Chat about the story
6. Avoid testing with questions
7. Link to other stories and experiences
8. Read favourites over and over again
9. Use different voices
10. Love the book

Be a 'talk-a-lot' family

- **Talk** to your child as much as possible
- Use new and ambitious vocabulary
- Build interesting sentences together

Online resources available

Ruth Miskin Parents' Page:

<http://www.ruthmiskin.com/en/parents/>

Ruth Miskin Facebook:

<https://www.facebook.com/miskin.education>

Free e-books for home reading:

<http://www.oxfordowl.co.uk/Reading/>

Reading feeds the imagination, it expands horizons and offers new and exciting ways of seeing and making sense of our lives and of the world around us.

Michael Morpurgo

What happens during the workshop?

- Phonics Activities – try a few with your child if you can!
- Instructions are displayed next to each activity
- Pairing up with other children
- Activity
- Please DO NOT use your phone at any point during the workshop. Photos must not be taken.

Example Activity

We are learning to build words



Can you recognise the letter sounds?

Can you build your name?

Can you build other short words (like cat, in, on, and, top, sit etc.)?

What happens when the workshop finishes?

- Bells will ring for tidy up time at approximately 9.55am.
- Please let a member of the team know if you are leaving early
- It is common for children to become upset when their parents leave, please do your best to reassure them and then make a rapid exit via the office (otherwise they may never let you go!)
- Google Form